

図番 3DAA5434

記 録 1 2 3 4 5 6 7 8 9

M-W-2

MITSUBISHI 7011B SERIES UPS

SCHEMATIC DIAGRAM LIST

PROJECT 8, 10, 12kVA UL LISTED UPS

UP7011B-A802SU-2

UP7011B-A103SU-2

TYPE

UP7011B-A123SU-2

PAGE NO.	SHEET NO.	REVISION NO.	TITLE	PAGE NO.	SHEET NO.	REVISION NO.	TITLE
1	A01		SCHEMATIC DIAGRAM LIST				
2	E01		SYSTEM CONFIGURATION				
3	J01		OUTLINE				

三角圖法
尺度 SCALE

出図先

UG設

控

計

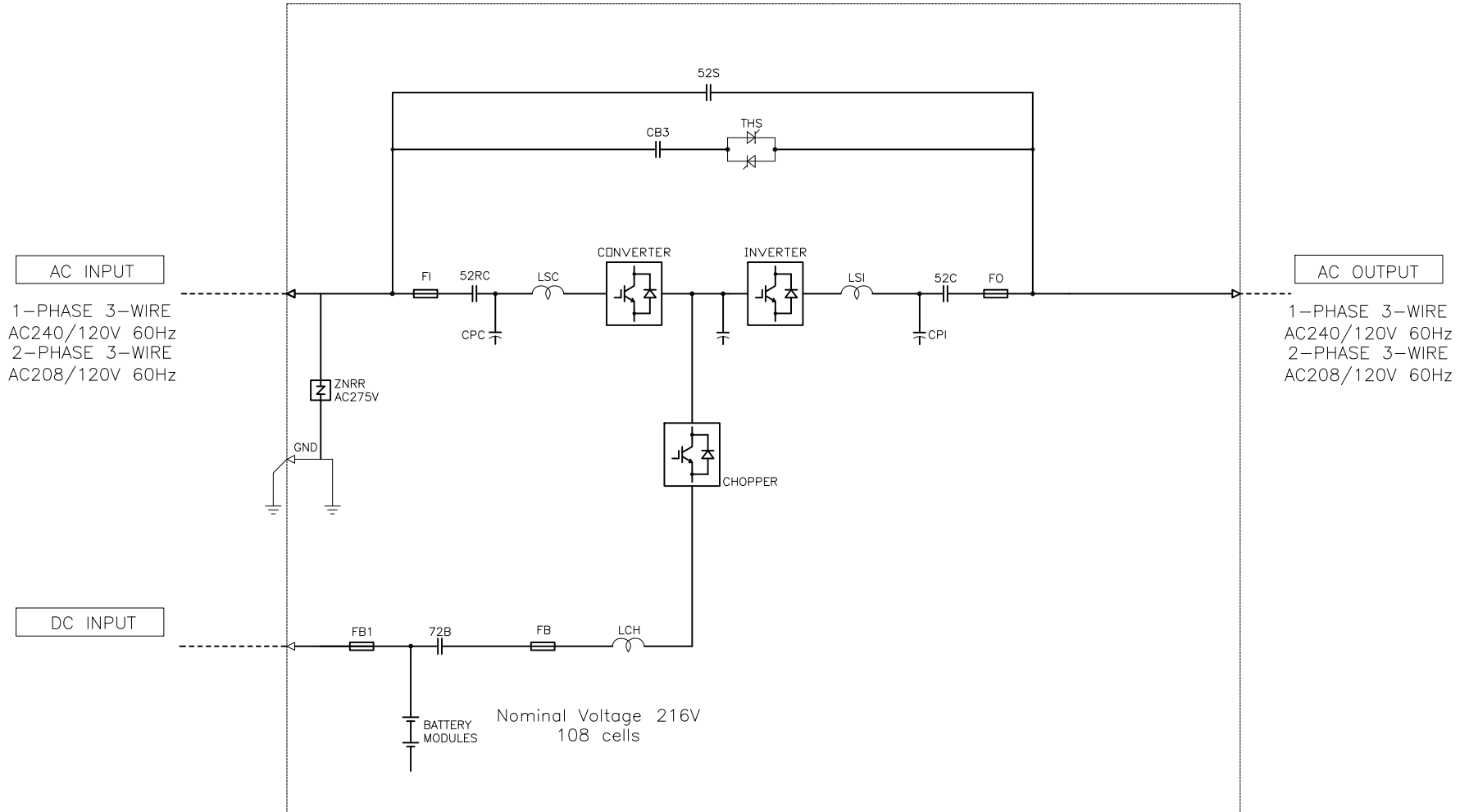
MITSUBISHI ELECTRIC CORPORATION		TITLE 7011B 8,10,12kVA	SHEETNo. A01
作成日付 DATE	Feb. 15 2017	SCHEMATIC DIAGRAM LIST	BOARDNo.
作成・照査 DRAWN	K.Iwata · M.Kiriyama	DWG.No. 3DAA5434	PAGENO. 1/3
設計・検認 APPROVED	K.Iwata · H.Nagano		

図番 3DAA5434

記録

M-W-2

8kVA 5.6kW UPS
 10kVA 7.0kW UPS
 12kVA 8.4kW UPS



三角圖法
 尺度 SCALE

出図先

UG設

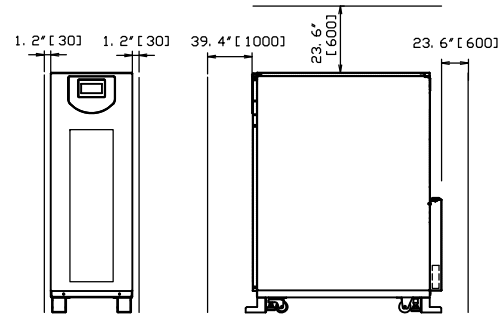
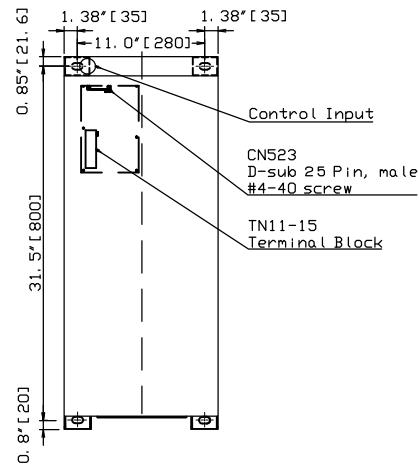
控

計

MITSUBISHI ELECTRIC CORPORATION		TITLE 7011B 8, 10, 12kVA	SHEETNo. E01
作成日付 DATE	Feb. 15 2017	SINGLE LINE DIAGRAM	BOARDNo.
作成・照査 DRAWN	K.iwata · M.Kiriyama	DWG.No. 3DAA5434	PAGENO. 2/3
設計・検認 APPROVED	K.iwata · H.Nagano		

図番 3DAA5434

記録
M-L-2

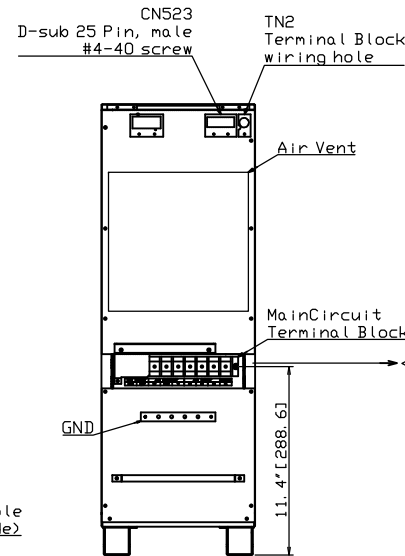
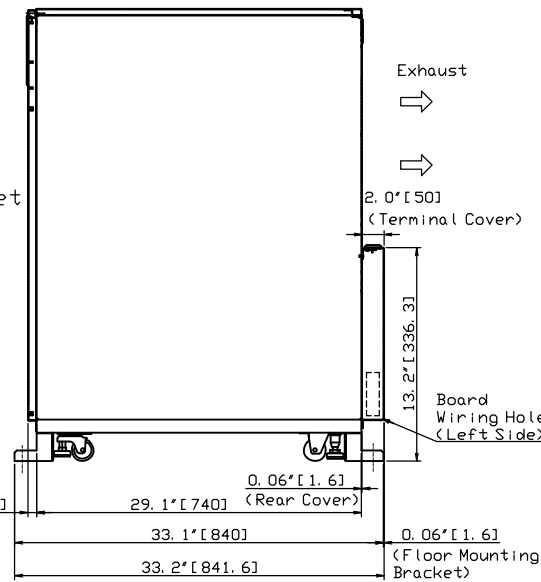
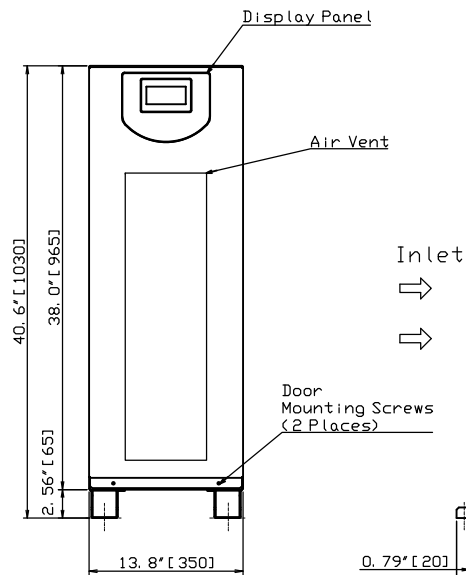


TYPE : UP7011B-A802SU-2
UP7011B-A103SU-2
UP7011B-A123SU-2

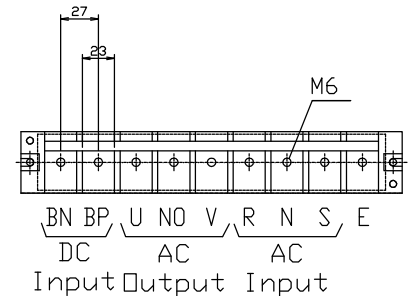
APPROXIMATE WEIGHT: 496LBS (225kg)

NOTES

1. DIMENSIONS ARE SHOWN IN INCHES*[MILLIMETERS]
2. CABINET SHOULD BE MAINTAINED UPRIGHT WITHIN ±15° DURING HANDLING.
3. REQUIRE AT LEAST 39.4" [1000] CLEARANCE IN FRONT OF THE UPS FOR MAINTENANCE.
4. REQUIRE AT LEAST 23.6" [600] CLEARANCE IN BACK OF THE UPS FOR MAINTENANCE.



Input/Output Terminal Detailed View



三角画法
尺度 SCALE

出図先

U設一

F

控

計

MITSUBISHI ELECTRIC CORPORATION		TITLE 7011B 8,10,12kVA	SHEETNo. JO1
作成日付 DATE	Feb. 15 2017	Outline Drawing	BOARDNo.
作成・監査 DRAWN	K.Iwata ・ M.Kiriyama	DWG.No. 3DAA5434	PAGENO. 03/03
設計・検認 APPROVED	K.Iwata ・ H.Nagano		