
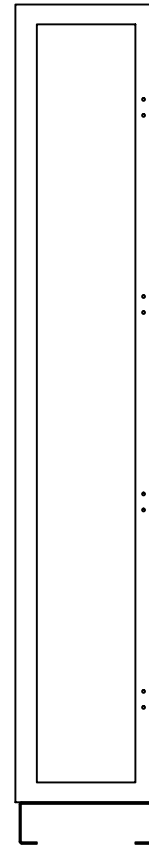


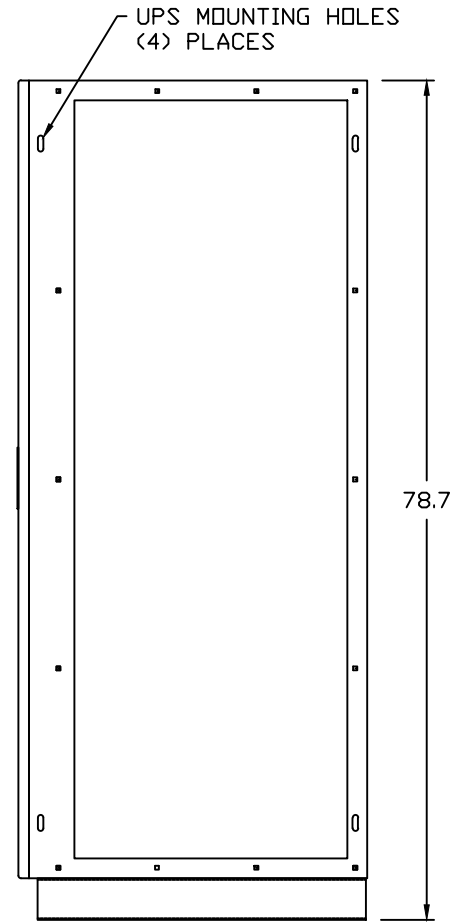
LEFT SIDE VIEW
SIDE COVER SHOWN



FRONT VIEW
DOOR SHOWN



FRONT VIEW
DOOR REMOVED



RIGHT SIDE VIEW
NO SIDE COVER

This Document Contains Proprietary and Confidential Information.
Duplication, reproduction or use of this document or its contents in any form other than as expressly permitted by Kinney Electrical Mfg. Co., is prohibited.

MITSUBISHI ELECTRIC POWER PRODUCTS, INC.
WARRENDALE, PA

REVISIONS

PART NO. SIDECAR 12

DESCRIPTION SIDECAR CABINET 9900A, 80-225KVA

MEPPI APPROVED

KINNEY APPROVED

REVISION *

DATE 05-07-09

CAD FILE

DRAWING NO.

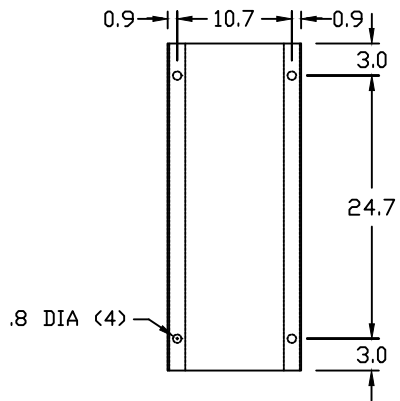
SHEET

DRAWN BY GM / RH

SCC99002251201

M0000393

1 OF 2



PLAN VIEW
ANCHOR DETAIL

SIDECAR NOTES:

SERIES: 9900A

KVA: 80-225

ENCLOSURE: NEMA 1 (UL 50 LISTED ENCLOSURE).

BOX: 12 GAUGE PAINTED STEEL, CONTINUOUSLY WELDED SEAMS AND CORNERS. EQUIPPED WITH REMOVABLE ALUMINUM TOP COVER, NO KNOCKOUTS.

DOOR: 12 GAUGE PAINTED STEEL EQUIPPED WITH MITSUBISHI HANDLE WITH THREE POINT CATCH.

FINISH: MITSUBISHI BEIGE POLYESTER POWDERCOAT APPLIED TO SURFACES TREATED WITH AN IRON PHOSPHATE AND CHROME FREE SEALER.

This Document Contains Proprietary and Confidential Information.
Duplication, reproduction or use of this document or its contents in any form other than as expressly permitted by Kinney Electrical Mfg. Co., is prohibited.

MITSUBISHI ELECTRIC POWER PRODUCTS, INC.
WARRENDALE, PA

| REVISIONS | | | PART NO. SIDECAR 12 | |
|-----------|--|--|--|----------------------|
| | | | DESCRIPTION SIDECAR CABINET 9900A, 80-225KVA | |
| | | | MEPPI APPROVED | KINNEY APPROVED |
| | | | DATE 05-07-09 | REVISION * |
| | | | DRAWN BY GM / RH | CAD FILE |
| | | | | DRAWING NO. M0000393 |
| | | | | SHEET 2 OF 2 |