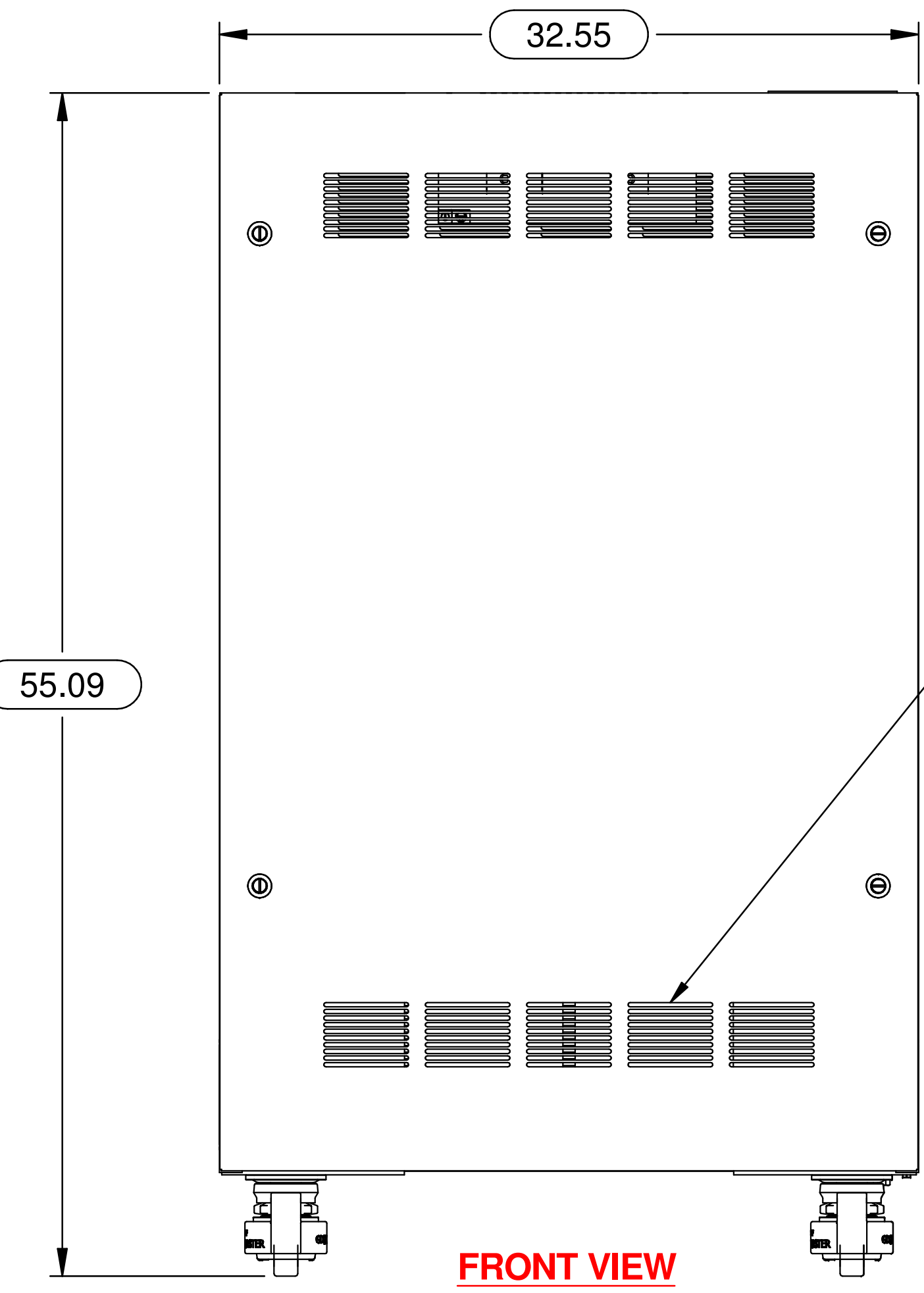


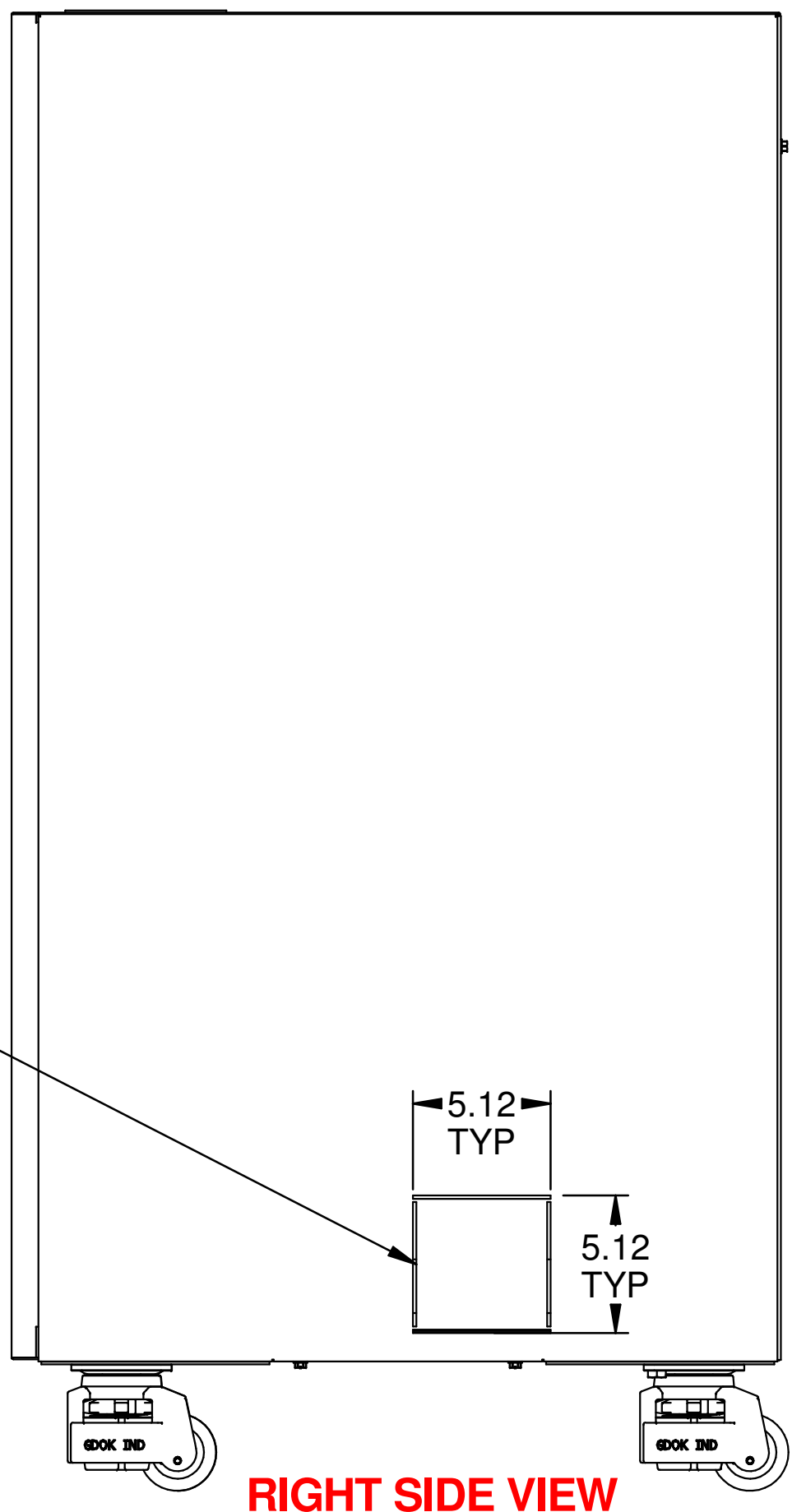

TOP VIEW



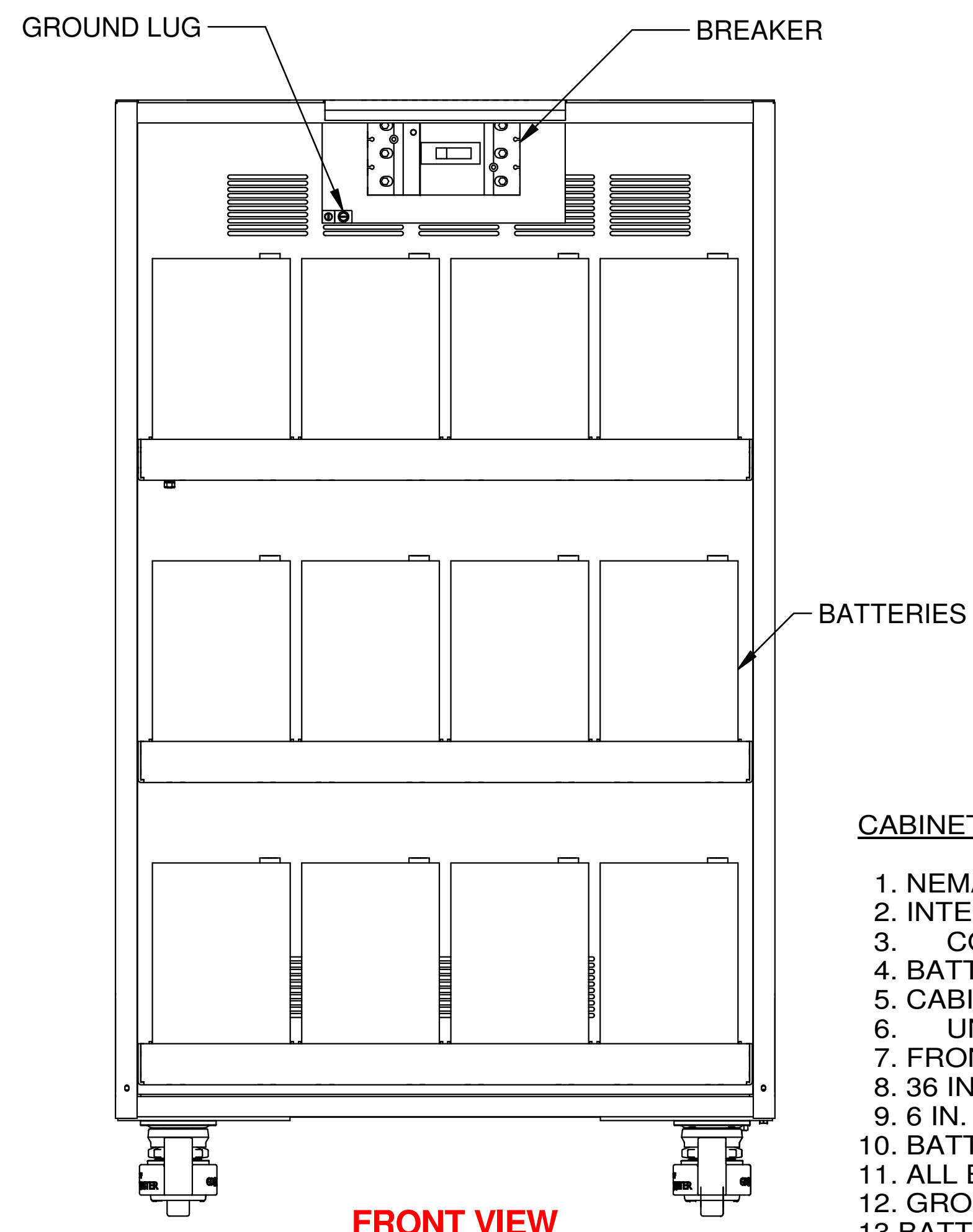
FRONT VIEW

1100A BATTERY CABINETS

BCM04	# BATTERIES	BATTERY MFGR.	BATTERY SIZE (WATTS/CELL)	kVA	DISC.	AMPS	SEISMIC
	24	C=C&D	080	010	B3 = BKR	050	BLANK
		E=ENERSYS	090	020		090	= SEISM
			100	030		125	
			150	040		175	
			205	050		200	
			400				
			505				
			540				



RIGHT SIDE VIEW



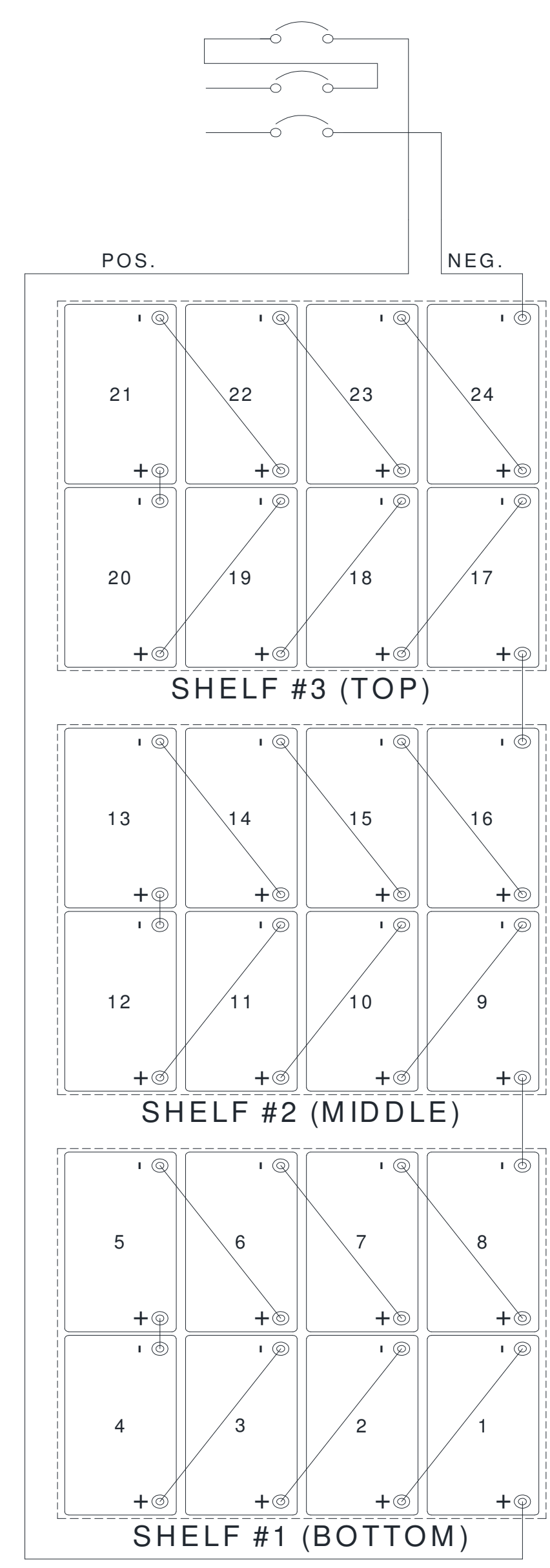
**FRONT VIEW
DOOR NOT SHOWN**

1100A BATTERY CABINET

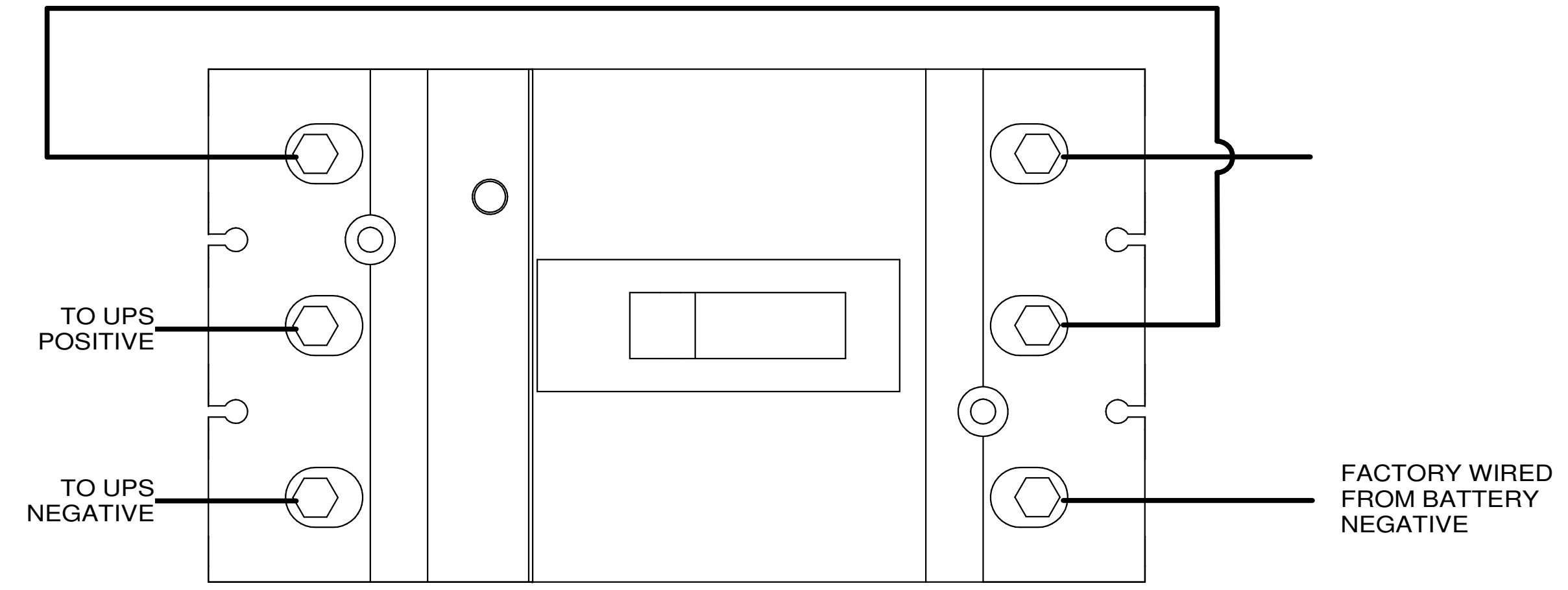
CABINET NOTES:

1. NEMA 1 ENCLOSED BATTERY CABINET.
2. INTERIOR & EXTERIOR FINISH IS N1.5 (BLACK) POWDER COAT, OVEN BAKED FOR CHIP & CORROSION RESISTANT FINISH.
3. COAT, OVEN BAKED FOR CHIP & CORROSION RESISTANT FINISH.
4. BATTERIES CAN BE ACCESSED FROM FRONT OR REAR.
5. CABINET IS SUPPLIED ON SKID WITH HEAVY DUTY RAMP FOR EASY UNLOADING. CABINET IS TO BE MOVED USING THE CABINET CASTERS.
6. UNLOADING. CABINET IS TO BE MOVED USING THE CABINET CASTERS.
7. FRONT DOOR IS LIFT OFF.
8. 36 IN. CLEARANCE REQUIRED IN FRONT OF CABINET.
9. 6 IN. CLEARANCE REQUIRED AT REAR OF CABINET.
10. BATTERY CABINET IS LISTED UL 1778.
11. ALL BREAKER AND GROUND LUG CONNECTIONS ARE MECHANICAL LUG TYPE.
12. GROUND LUG ACCEPTS 1/0-14 AWG WIRE.
13. BATTERY CABINET WEIGHT:
 - 350 LBS. CABINET ONLY
 - 3000 LBS. FULLY LOADED (BASED ON 540 WATTS/CELL)
14. UPS-BATTERY CABLE KIT OPTIONAL. CONSULT FACTORY.

REVISIONS 0. RELEASED FOR CONSTRUCTION P. GUERRIERI 8/3/2016 1. CHANGE TO PART NUMBER TABLE Z.ZAJAC 12/13/2017 2. PER ECN 688 I. MARTORELL 2/21/2018 3. PER DER# 79 ADDED BREAKER TABLE Z.ZAJAC 5/2/2018	FABRICATION TOLERANCE NOMINAL SIZE TOLERANCE ANGLES ±0.01" HOLE TO MATERIAL EDGE ±0.01 HOLE TO FORMED EDGE ±0.01 HOLE TO HOLE ±0.005 FORMED EDGE TO FORMED EDGE ±0.01 FORMED EDGE TO WELDED EDGE < 48.0 ±0.03 FORMED EDGE TO WELDED EDGE > 48.0 ±0.06 PANEL DISTORTION OVER 48.0in 0.03 MAX	DIMENSIONS IN: IN [MM] (REP) PROPRIETARY This document is the property of Mitsubishi Electric Power Products, Inc. and contains proprietary and confidential information which must not be duplicated, used or disclosed other than as expressly authorized by Mitsubishi Electric Power Products, Inc.	SCALE - NTS -	DRAFTER P. GUERRIERI DATE 12/13/17	DATE 12/13/17	MITSUBISHI ELECTRIC	TITLE 1100A BATTERY CABINET
	CORE (REFERENCE) DRAWING	DWG. NO. UD-100528	SHEET 1 OF 2	REV. 5			



BATTERY INTERCONNECT



BREAKER PAN

EATON SERIES G BREAKER SIZING					
BREAKER SIZE AMPS	50A	90A			
A.I.C. RATING, 250DC	42,000	42,000			
A.I.C. RATING, 500DC	50,000	50,000			
OUTPUT LUG SIZE	(1) #14-1/0	(1)#6-3/0			

EATON SERIES G BREAKER ACCESSORY CONTACT RATING					
BREAKER SIZE AMPS	90A	125A	175A	200A	225A
A.I.C. RATING, 250DC	42,000	42,000	42,000	42,000	42,000
A.I.C. RATING, 600DC	50,000	50,000	50,000	50,000	50,000
OUTPUT LUG SIZE	(1) #4-350	(1) #4-350	(1) #4-350	(1) #4-350	(1) #4-350

EATON SERIES G BREAKER ACCESSORY CONTACT RATING					
VOLTAGE	125 VDC	125/250 VAC	600 VAC		
AUXILLARY SWITCH	1 AMP	5 AMPS	2 AMPS		
BELL ALARM	1 AMP	5 AMPS	2 AMPS		

SQUARE D POWERPACT J BREAKER SIZING					
BREAKER SIZE AMPS	100A	125A	150A	175A	200A
A.I.C. RATING, 250DC	20,000	20,000	20,000	20,000	20,000
A.I.C. RATING, 500DC	20,000	20,000	20,000	20,000	20,000
OUTPUT LUG SIZE	(1) #4-4/0	(1) #4-4/0	(1) #4-4/0	(1) #4-4/0	(1) 3/0-350

SQUARE D POWERPACT J ACCESSORY CONTACT RATING					
VOLTAGE	24 VDC	48 VDC	110-250 VDC	24-690 VAC	
AUXILLARY SWITCH	6 AMPS	2.5 AMPS	0.6 AMPS	6 AMPS	
BELL ALARM	6 AMPS	2.5 AMPS	0.6 AMPS	6 AMPS	

ELECTRICAL NOTES:

1. ALL INTERNAL WIRING IS UL LISTED.
2. BREAKER IS UL LISTED.
3. BATTERY CABINETS WITH BREAKERS ARE SHIPPED WITH BREAKER IN THE TRIPPED POSITION.
4. CABLES KITS FROM BATTERY CABINET TO UPS SYSTEM ARE AVAILABLE UPON REQUEST.
5. ALL CONTROL WIRING IS POWERED FROM AN OUTSIDE SOURCE.
6. ALL BREAKER, GROUND LUG, AND FUSE HOLDER CONNECTIONS ARE MECHANICAL LUG TYPE. THESE CONNECTIONS ACCEPT BARE WIRE.
7. FOR BATTERY TORQUE SPEC REFER TO LABEL ON BATTERY CASE.
8. FOR CIRCUIT BREAKER TORQUE INFORMATION REFER TO LABEL ON BREAKER CASE.

REVISIONS	DATE	BY	DESCRIPTION
0. RELEASED FOR CONSTRUCTION	8/3/2016	P. GUERRIERI	
1. CHANGE TO PART NUMBER TABLE	12/13/2017	Z. ZAJAC	
2. PER ECN 688	2/21/2018	I. MARTORELL	
3. PER DER# 79			ADDED BREAKER TABLE Z.ZAJAC 5/2/2018

FABRICATION TOLERANCE		DIMENSIONS IN:	SCALE	DRAFTER	DATE
NOMINAL SIZE	TOLERANCE	IN [MM]	(REP)	P. GUERRIERI	12/13/17
ANGLES	±0.01°			APPROVED	DATE
HOLE TO MATERIAL EDGE	±0.01			N. RIEMER	12/13/17
HOLE TO FORMED EDGE	±0.01			CORE (REFERENCE) DRAWING UD-100528	
HOLE TO HOLE	±0.005				
FORMED EDGE TO FORMED EDGE	±0.01				
FORMED EDGE TO WELDED EDGE < 48.0	±0.03				
FORMED EDGE TO WELDED EDGE > 48.0	±0.06				
PANEL DISTORTION OVER 48.0in	0.03 MAX				

MITSUBISHI ELECTRIC

TITLE: 1100A BATTERY CABINET

DWG. NO. UD-100528 SHEET 2 OF 2 REV. 5